

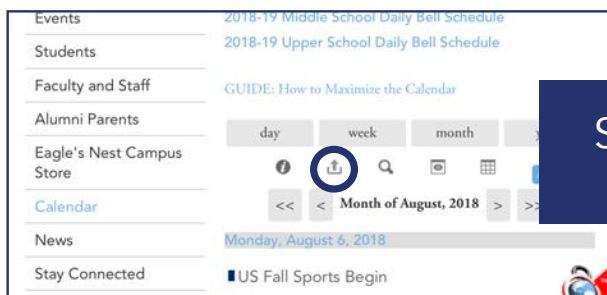


SIMPLE STEPS to GET DATES & CALENDARS on your smart phone

Wondering when the next event is or how to merge the ESD calendar with your own? Follow these simple steps and you'll always be "in the know."

1

TURN YOUR PHONE SIDEWAYS
and GO TO esdallas.org/calendar

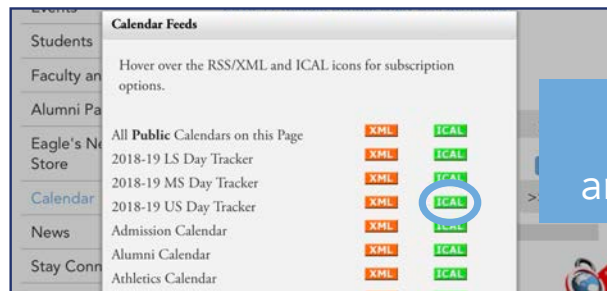
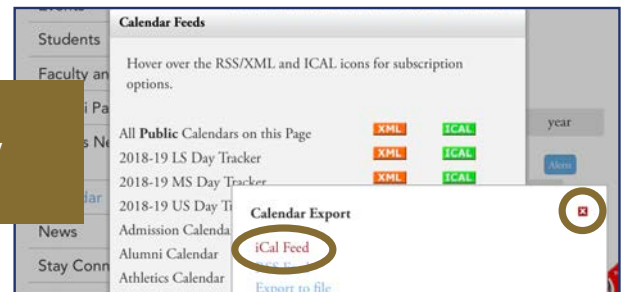


SCROLL DOWN and SELECT
"EXPORT" ICON

2

3

SELECT "ICAL FEED" first,
then CLOSE WINDOW

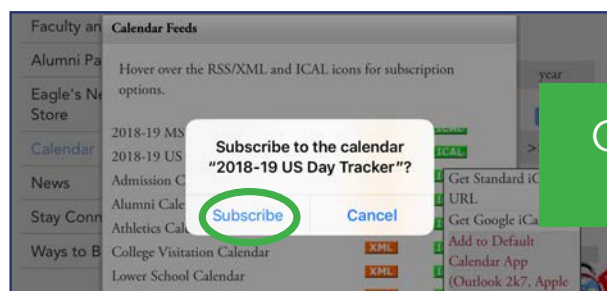


PICK YOUR CALENDAR
and HIT THE GREEN BUTTON

4

5

SELECT "ADD TO DEFAULT
CALENDAR APP"



CONFIRM YOUR CHOICE BY
HITTING "SUBSCRIBE"

6